

**FOREVER BY
YOUR SIDE**

Introducing
**BADA
DOST**



Bada Dost is the big friend that connects businesses with people – right from the doorstep of clients to the doorstep of end users, navigating through city lanes and highways with equal ease. Powered by the latest i-GEN6 technology, Bada Dost is holistically designed to help you increase profitability and improve quality of life.

Set to create a paradigm shift, Bada Dost brings many industry first offerings. Complete with an unmatched experience, Bada Dost is here to offer you friendship for a lifetime.



BIG ON COMFORT



Easy Walkthrough Cabin with
Dash Mounted Gear



Power Steering and
Factory-fitted AC




Ergonomic Seats
and Controls

BIG ON PERFORMANCE



Power Packed for City and Highway Driving;
Low Turning Circle Radius



Bigger and Wider Tyres



Leaf Springs
Front: Parabolic for Superior Comfort
Rear: Semi Elliptical for Carrying More Load


BIG ON SAVINGS



Superior Fuel Efficiency



Best-in-class Load Body
Length and Loading Area



Best-in-class Payload

BIG ON EXPERIENCE

TECHNICAL SPECIFICATIONS	BADA DOST i4	BADA DOST i3
Engine		
Engine	1.5 Litres, 3 Cylinder Diesel Engine BS VI compliant	
Type	Turbo Charged Intercooled with Lean NOx Trap (LNT)	
Displacement	1478 CC	
Maximum Power	80 HP @ 3,300 RPM	
Maximum Torque	190 Nm @ 1600-2400 RPM	
Clutch		
Clutch	240 mm, Single, Diaphragm Push Type Cable Operated	
Transmission		
Gearbox	Fully Synchronized 5 Speed, Manual with Cable Shift	
PTO Provision	Yes	
Steering		
Type	Power Assisted, Tilttable Column	
Brakes		
Brake Type	Hydraulic Vacuum Assisted Brakes	
Front	Ventilated Discs	
Rear	Drum	
Suspension		
Front	Overslung Parabolic (3 Leaves) – 2 Stage	
Rear	Overslung Semi Elliptic (3+3 Leaves) – 2 Stage	
Tyres (Size/Type)		
Tyres	7.00 R15 LT –12PR (Tube type)	215/75 R15 LT (Tubeless)
Weight		
Gross Vehicle Weight (GVW) in Kg	3,490	2,990
Payload (FSD LS variant) in Kg	1,860	1,400
Seating Capacity		
Driver + Co-driver	3 Seater - ARAI Certified (1 Driver + 2 Co-driver)	
Fuel Tank Capacity		
Capacity	50 Ltrs	40 Ltrs
Dimensions		
Wheelbase (in mm)	2,590	2,590
Overall Length (in mm)	5,025	4,935
Overall Width (in mm)	1,842	1,842
Overall Height (in mm)	2,061	2,037
Load Body Dimension (FSD) – L x B x H (in mm)	2951 x 1750 x 490	2860 x 1750 x 441
	9 ft 8 in x 5 ft 9 in x 1 ft 7 in	9 ft 5 in x 5 ft 9 in x 1 ft 5 in
Loading Platform Height	945 mm (3.1 Feet)	920 mm (3 Feet)
Performance		
Top Speed	80 KMPH*	80 KMPH*
Gradeability (Restart)	~23.2 %	~28.3%
Load Body Option		
Standard	CBC, FSD	
Other possible options	HSD, Container, Reefer body, Refuse collection	

COLOURS

LS/LX

Ultra Blue

Stable Grey

Casablanca White

Irish Cream

AUTHORISED DEALER

CALL OUR 24X7 SUPPORT CENTER
 **1800 1022 666**
 TOLL-FREE




3 years, 1 Lakh Km Warranty



Service At Site Vans and Bikes



PAN India Sales and Service Network



Multi-lingual Toll Free Helpline